

Samuel Saleh

This workflow helped
5+ people
get interviews.

Here is how I would build it today.



THE PROBLEM

2 hours per application. No strategy.

01 REWRITING FROM SCRATCH

Every CV started from zero

No templates, no memory. Every application felt like the first one.

02 GOOGLING MANUALLY

Company research across 10 tabs

No structure. No synthesis. Just scattered notes.

03 COPY PASTE LOOP

You are the middleman

LAST YEAR



5 GPTs. Zero shared context.

- 1 Soul document builder
- 2 Company research
- 3 CV optimizer
- 4 Cover letter writer
- 5 Interview prep

**"It worked. But I was the middleman.
Copy. Paste. Repeat."**

TODAY

One Project.


Skills attached.

BEFORE

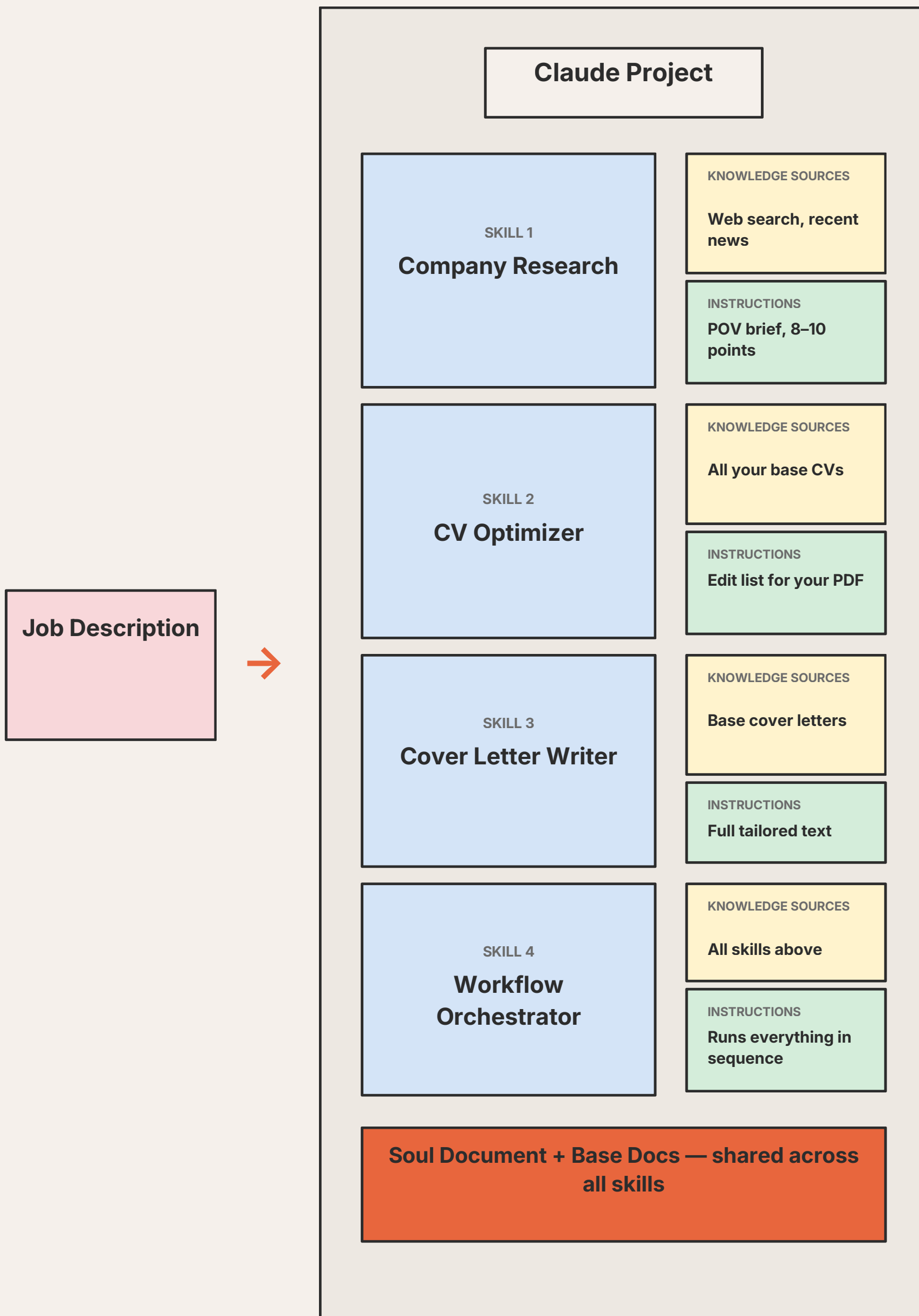
- 5 separate GPTs
- Copy paste between tabs
- No shared context
- You connect the dots manually

AFTER

- **1 Project with 4 Skills**
- **One conversation, one workflow**
- **Shared context across every step**
- **Claude connects the dots for you**



How the workflow is built



THE FLOW

You paste a job description. Claude does the rest.

You Type:

*"Here is a job posting for Account Strategist at Google.
Help me apply."*



01 COMPANY POV

Company brief ready

Recent news, culture, competitive landscape. Formatted and ready.

02 CV EDIT LIST

Precise CV edits

"Change bullet 3 under Salesforce to..." — exact instructions, not vague advice.

03 COVER LETTER

Tailored letter in your voice

Full text, ready to copy and send. References the company research.

THE KICKER

You do not even need to type.

 **Wispr Flow**

THE SOUL DOCUMENT

AI interviews you about everything

You speak your answers. 20 minutes. It compiles everything into your personal knowledge base.

TYPING

40

words per minute

WISPR FLOW

120

words per minute

Any language. Free to use.

THE LOOP

It gets faster every time.

STEP 1

Create CV & Apply



STEP 2

Upload to Project Knowledge


The system learns your exact phrasing and experience



STEP 3

Next Application is Easier

More precise information = faster generation



APPLICATION 1

Salesforce, BDR

Soul Doc → Company Research

CV: 8 edits → Cover Letter: from Sales template

25
MINUTES

APPLICATION 4

Google, Account Strategist

Starts from Salesforce version

CV: 3 edits → Cover Letter: adapted more marketing oriented

12
MINUTES

APPLICATION 8

LinkedIn, Account Executive

Starts from Salesforce version

CV: 1 edit → Cover Letter: tiny tweak

5
MINUTES

"Every version you save is a closer starting point."

THE RESULTS

5+

close friends got to their first interviews

MY OWN STORY

Used it myself to join Salesforce

Built the system, applied it, got the role.

CLOSE FRIENDS

Helped friends get interviews and get hired

Set it up together. They used it. It worked. 🙄

**"The honest part: this only works if you actually do it.
20 min to 1 hour of setup. Then it is up to you."**

Samuel Saleh

Try this for your *next application*



Building things with AI. Sharing what I learn.

What is inside the guide:

- **Soul document builder (AI interviews you)**
- **4 skill files ready to use**
- **Self reinforcing loop explained**
- **ChatGPT alternative included**
- **Wispr Flow recommendation**

Comment APPLY for the full guide